










DAV PUBLIC SCHOOL, JAMALPUR.

HOLIDAY HOMEWORK

AUTUMN BREAK – 2025

Class: VII

Sl. No.	SUBJECT	Homework/Assignment	Subject teacher name & signature
1	English	Activity- imagine your own country and write the name of the country ,capital ,national bird, flower ,anthem ,language. some basic rules of the country etc.(do it on the project paper)	
2	Hindi	परियोजना कार्य 1. संज्ञा, सर्वनाम, विशेषण एवं क्रिया विशेषण (चार्ट पेपर पर) परिभाषा एवं उदाहरण सहित लिखिए। 2. त्योहारों के महत्व पर निबन्ध लिखिए। 3. जन्मदिन पर आमंत्रित करते हुए मित्र को पत्र लिखिए।	
3	Sanskrit	अवकाश गृहकार्य 1. पाठ्यक्रम में दिए गए सभी शब्द रूप और धातु रूप को कॉपी में लिखें। 2. स्वर संधि का परिचय देते हुए वृद्धि, यण एवं अयादि संधि के नियमों को चार्ट पेपर पर लिखें। (संस्कृत परियोजना कार्य)	
4	Maths.	Make percentage report on chart paper . Take your half yearly marks in 6 subject . . calculate your percent in each subject and overall percentage. . write short reflection in which subject I need improvement.	
5	Science	#Make a project on any one of the topics mention below . 1. soil profile 2. method of transfer of heat 3. type of nutritions 4. adaptation of animals 5.waste water management # Make a working model for science exhibition 1.write the answer of these question in Science copy	

		<p>2.list any five physical and chemical changes that you see around you</p> <p>3.solve the cross puzzled page number 13 question number 4</p> <p>4.some acid base and salt are commonly used in our daily life find out their names and write their names</p>	
6	Social science	<p>Project Work: The Mughal Empire</p> <p>Instructions for Students</p> <p>Make your project on a chart paper (colored or white). Use, headings, pictures, timelines, and short points (not long paragraphs). Keep it attractive with drawings, maps, and borders.</p> <p> Presentation Tips</p> <ul style="list-style-type: none"> <input checked="" type="checkbox"/> Use pictures of Mughal kings, monuments, and battles. <input checked="" type="checkbox"/> Draw a timeline strip at the bottom. <input checked="" type="checkbox"/> Use maps to show Mughal Empire's expansion. <input checked="" type="checkbox"/> Write in short bullet points (not long essays). 	  


Class I/C


Co-ordinator.


Principal